

# CARACTERÍSTICAS TÉCNICAS | Technical Characteristics

MATERIAL **Betão**  
ACABAMENTO **Hidrofugado**

MATERIAL **Concrete**  
FINISH **Waterproofed**

**18009 - CANTO R50 10x15**  
PESO APROX. **26 kg**

**18009 - CANTO R50 10x15**  
APROX. WEIGHT. **26 kg**

**18010 - CANTO R100 10x15**  
PESO APROX. **25 kg**

**18010 - CANTO R100 10x15**  
APROX. WEIGHT. **25 kg**

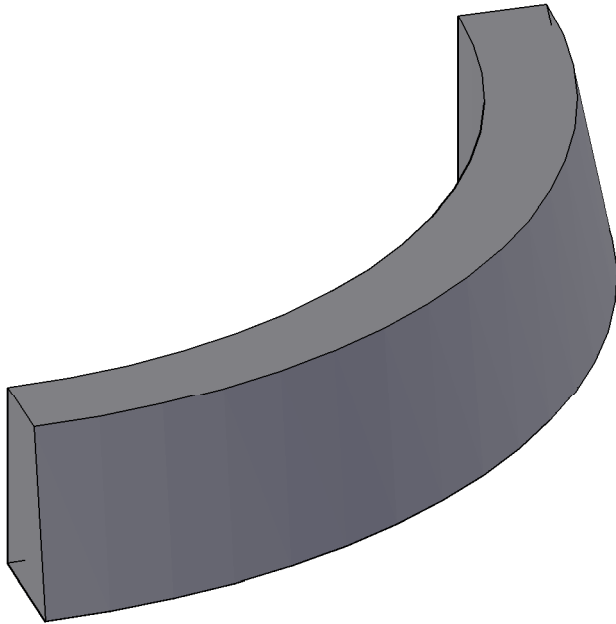
DESIGN DEP. **TÉCNICO AMOP**

Dimensões (mm)

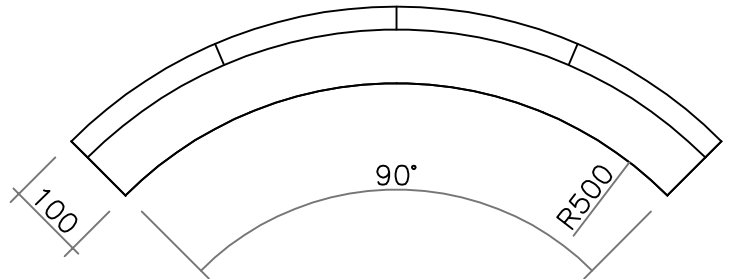


## DESENHO TÉCNICO Technical Drawing

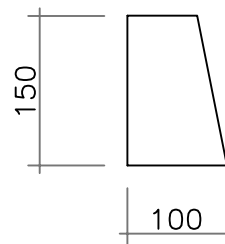
**18009 - CANTO R50 10x15**



MODELAÇÃO  
3D Model

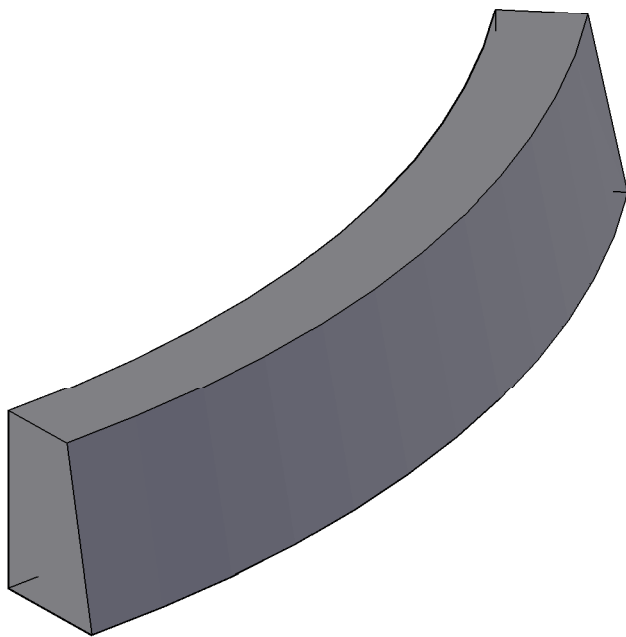


PLANTA  
Top View

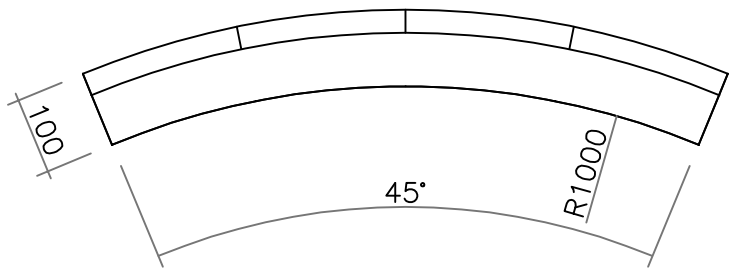


CORTE  
Seccion

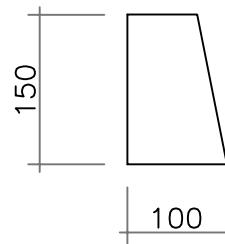
**18010 - CANTO R100 10x15**



MODELAÇÃO  
3D Model



PLANTA  
Top View



CORTE  
Seccion

### CANTO R50 10x15 / CANTO R100 10x15 - PISCINAS & JARDINS

AMP.019/00 EDIÇÃO 0 DATA: 11-10-2011

**AMOP**  
CONCEPT

APARTADO 38 3754-906 AGUADA DE BAIXO ÁGUEDA - PORTUGAL  
TEL 234667957 FAX 234666908  
geral@grupoamop.com www.grupoamop.com

REF.<sup>a</sup> - 18009 / 18010

FT.18009\_18010.V1 Folha | Page 1-1